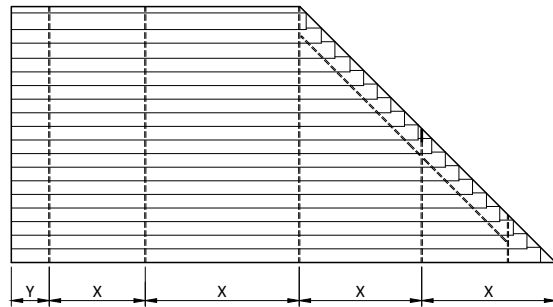
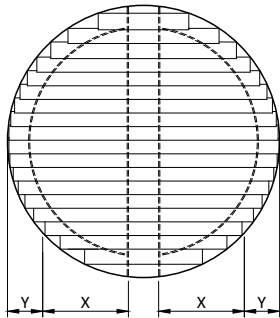
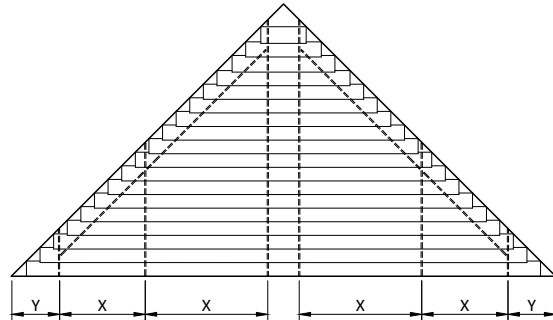
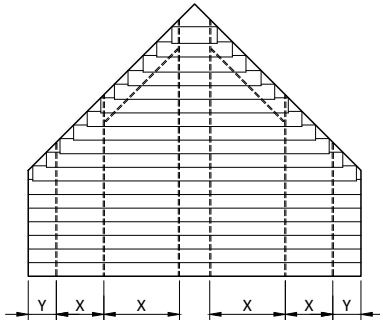
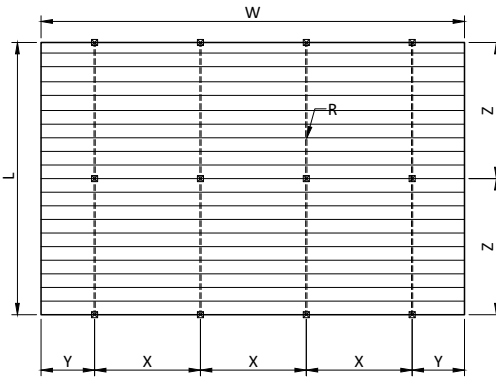



107mm extruded louvers



Sunshield 107mm aluminium louver

	
width	W
length / drop / height	L
rack arm distance	X
slat side overhang	Y
support distance	Z
standard rack arm	35 mm
heavy duty rack arm	80 mm
box rack arm	100 mm
number of rack arms	R

INTERNAL
max. 20m ²
max. 140 cm
max. 40 cm
max. 180 cm
max. 300 cm
max. 420 cm
minimum # rack arms
-220 cm = 2 pcs
221-360 cm = 3 pcs
361-500 cm = 4 pcs
501-600 cm = 5 pcs

EXTERNAL
max. 18m ²
max. 130 cm
max. 30 cm
max. 120 cm
max. 240 cm
max. 350 cm
minimum # rack arms
-190 cm = 2 pcs
191-320 cm = 3 pcs
321-450 cm = 4 pcs
451-580 cm = 5 pcs

Larger systems than max* can be calculated and designed by Sunshield.