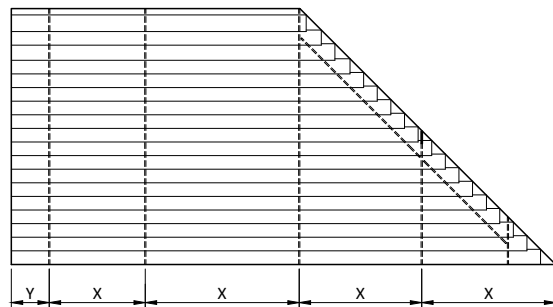
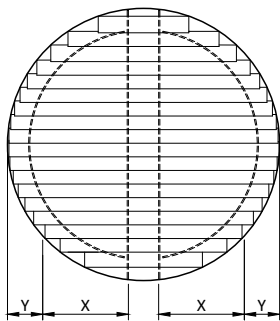
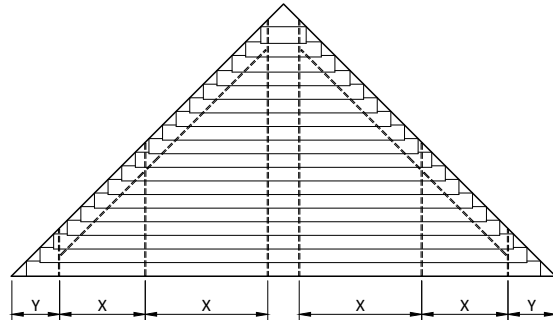
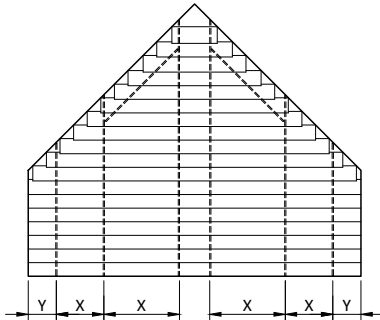
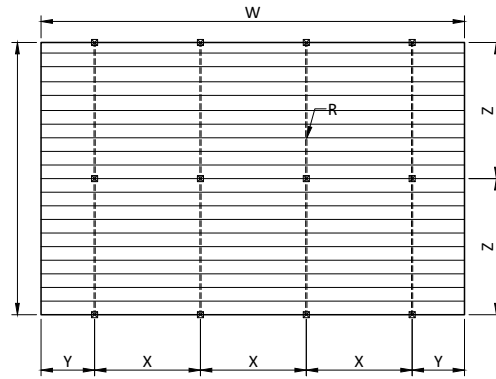
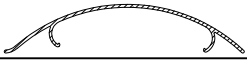


145mm extruded louvers



Sunshield 145mm aluminium louver

	
width	W
length / drop / height	L
rack arm distance	X
slat side overhang	Y
support distance	Z
heavy duty rack arm 65 mm	
box rack arm 120 mm	
number of rack arms	R

INTERNAL
max. 18m ²
max. 200 cm
max. 50 cm
max. 250 cm
max. 500 cm
minimum # rack arms
-300 cm = 2 pcs
301-500 cm = 3 pcs
501-600 cm = 4 pcs

EXTERNAL
max. 16m ²
max. 180 cm
max. 40 cm
max. 225 cm
max. 400 cm
minimum # rack arms
-260 cm = 2 pcs
261-440 cm = 3 pcs
441-600 cm = 4 pcs

Larger systems than max* can be calculated and designed by Sunshield.